


Recon Wireless Blockage and Flow Monitor® App Updates

Version 2.5 (450)
March 30, 2020

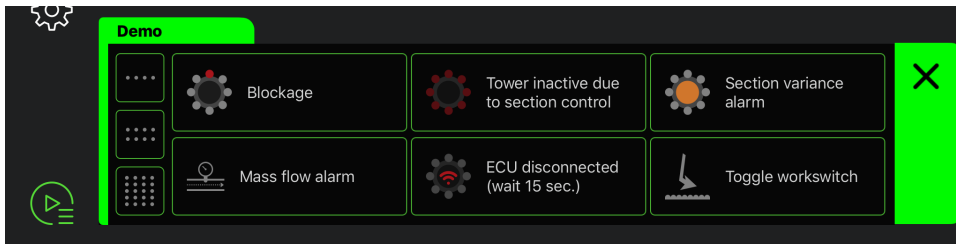
How to Update

If the iPad is configured to automatically download app updates, the app is already updated to the latest version. Otherwise, follow the steps below.

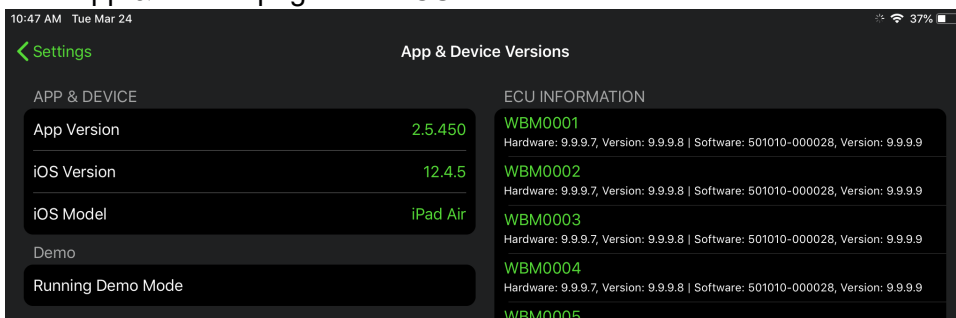
1. Tap the **App Store** icon on the iPad home screen.
2. Tap the account icon in the top right corner.
3. Swipe up until you see an update for the Recon Wireless Blockage and Flow Monitor  app.
4. Tap **Update**.

Improvements

- Now compatible with IOS 13.
- Now supports Gateway 260.
- New demo mode.



- New App & Device page with ECU information.



- We now gather more information about 24-port ECUs to help troubleshoot disconnect issues.

Bug fixes

- Fixed a bug in iPad Pros that would cause images to display incorrectly.
- Fixed a bug where a gateway could get another gateway or access point's configuration.
- Fixed a bug that caused false blockages.
- Fixed an issue with ECUs that were not reporting serial numbers and causing app crashes.
- Very low flow rate is now disabled when Engage Zone Control is in use.